



Brian Sandoval
Governor



Richard Whitley
Director

State of Nevada
Department of Health and Human Services
Office of Analytics

Behavioral Health Data
*Rural Counties: Carson City, Churchill, Douglas, Lyon,
Mineral, & Storey Counties*

Kyra Morgan, MS
State Biostatistician

Jen Thompson
Health Program Specialist II



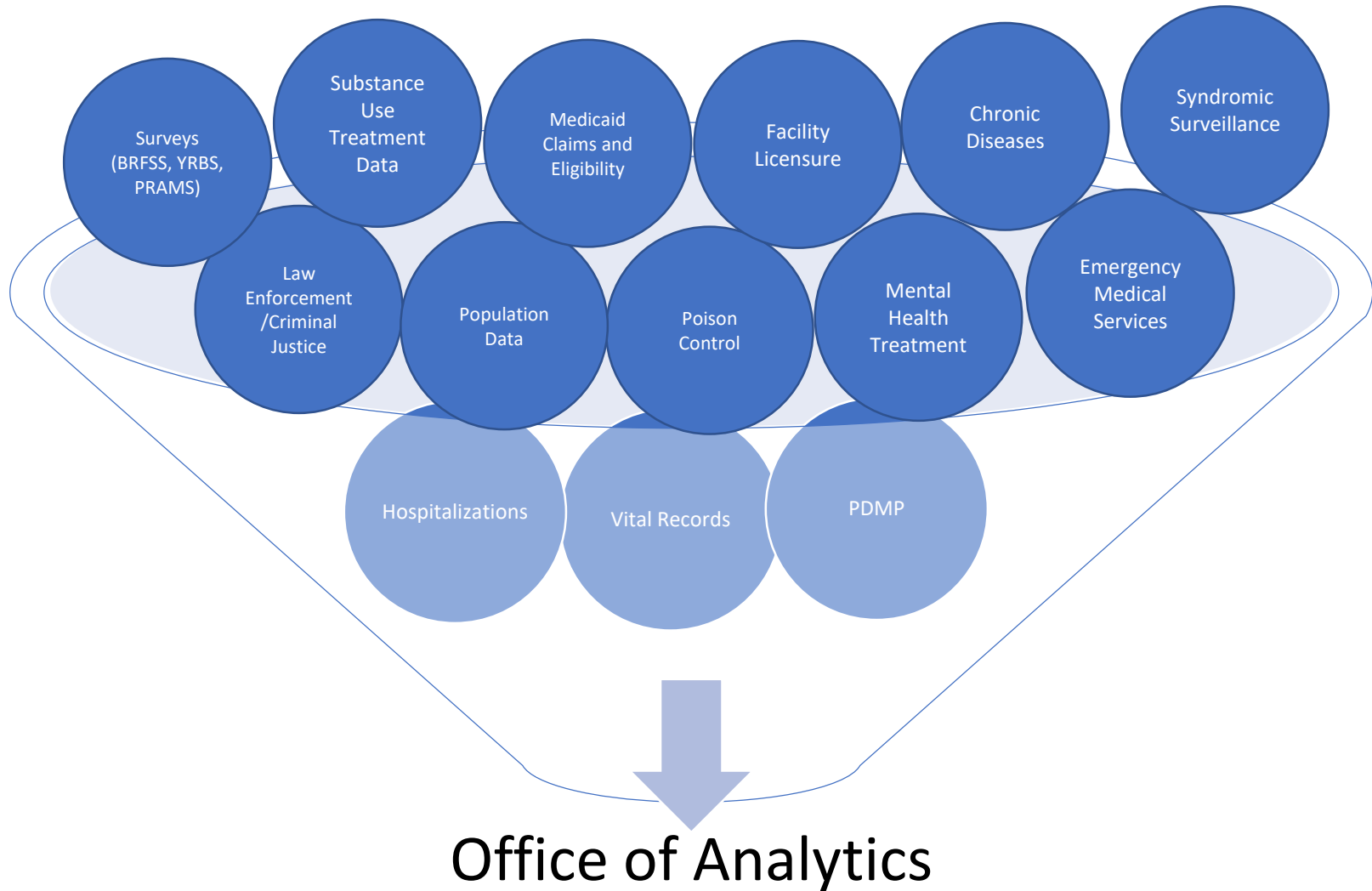
Office of Analytics

- Est. November, 2017
- Goal: To move from an analytic culture centered on required reporting and reactionary analytics, to an analytic culture of proactive analytics which drive policy and decision making across DHHS.
- Comprised of 30 analysts, biostatisticians, and health economists

Office of Analytics

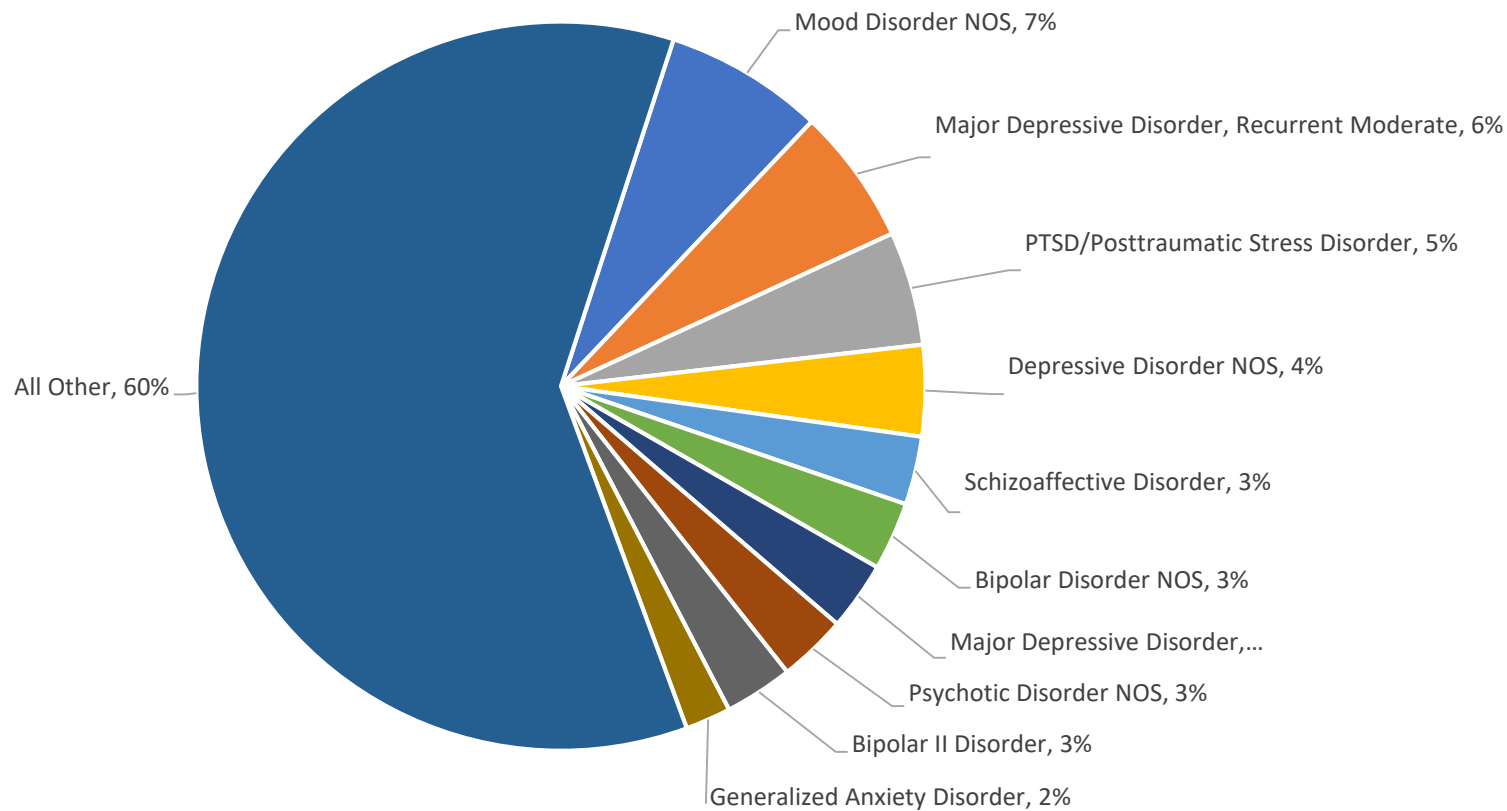
- Providing analytical support to:
 - Division of Public and Behavioral Health
 - Division of Healthcare Finance and Policy
 - Division of Child and Family Services
 - Division of Aging and Disability Services
 - Division of Welfare and Supportive Services
- Community Partners, University Researchers, Coalitions, Media, Public, etc.
- Helpdesk: data@dhhs.nv.gov

Office of Analytics



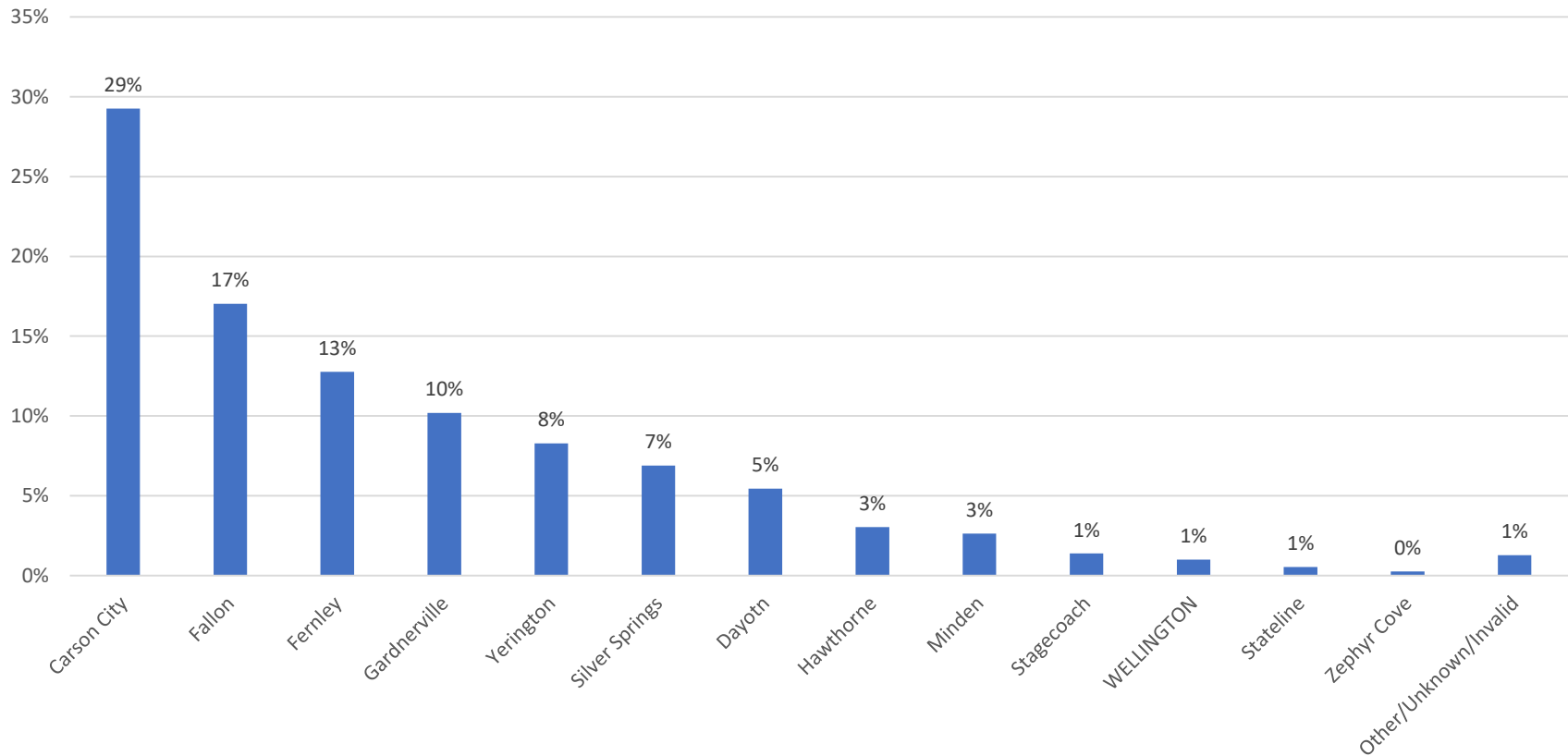
Behavioral Health Data – State Facilities

Rural Counties Most Common Primary Diagnosis, 2010-2016.



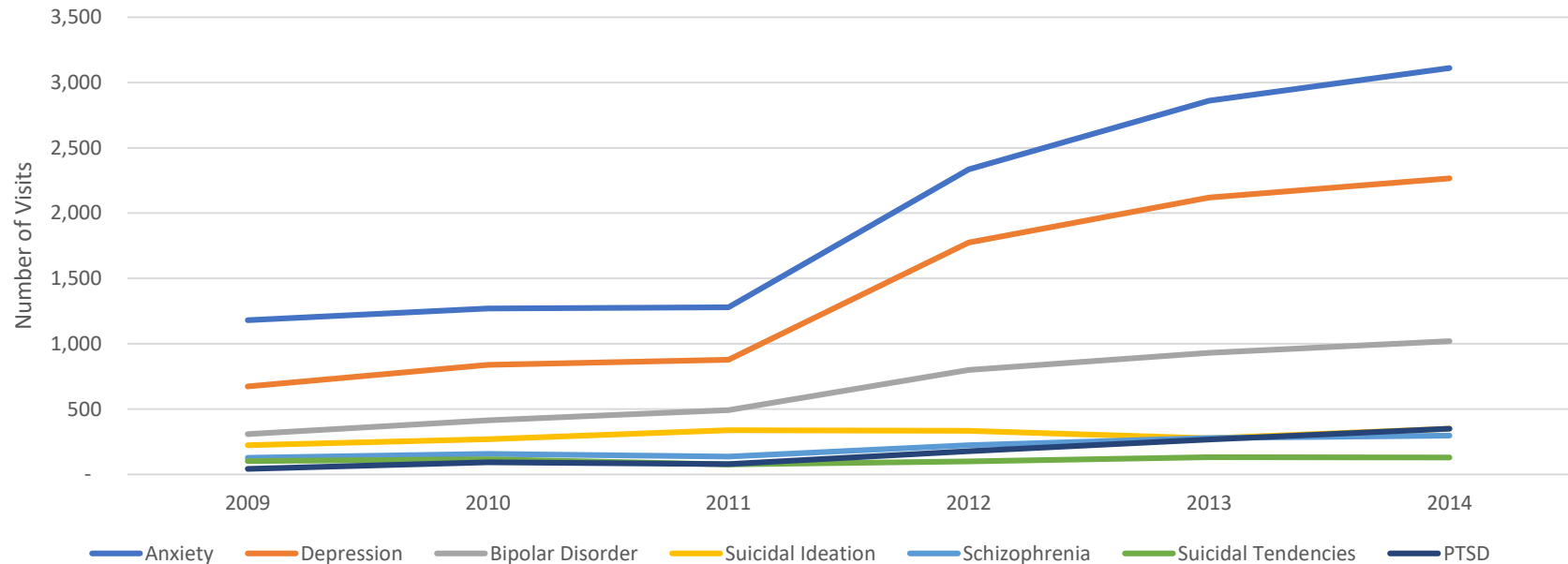
Behavioral Health Data – State Facilities

Rural Counties Residents who Access Mental and Behavioral Health Clinics by City of Residence, 2010-2016.



Behavioral Health Data – ER

Rural Counties Emergency Room Visits for Select Mental Health Disorders, 2009-2014.



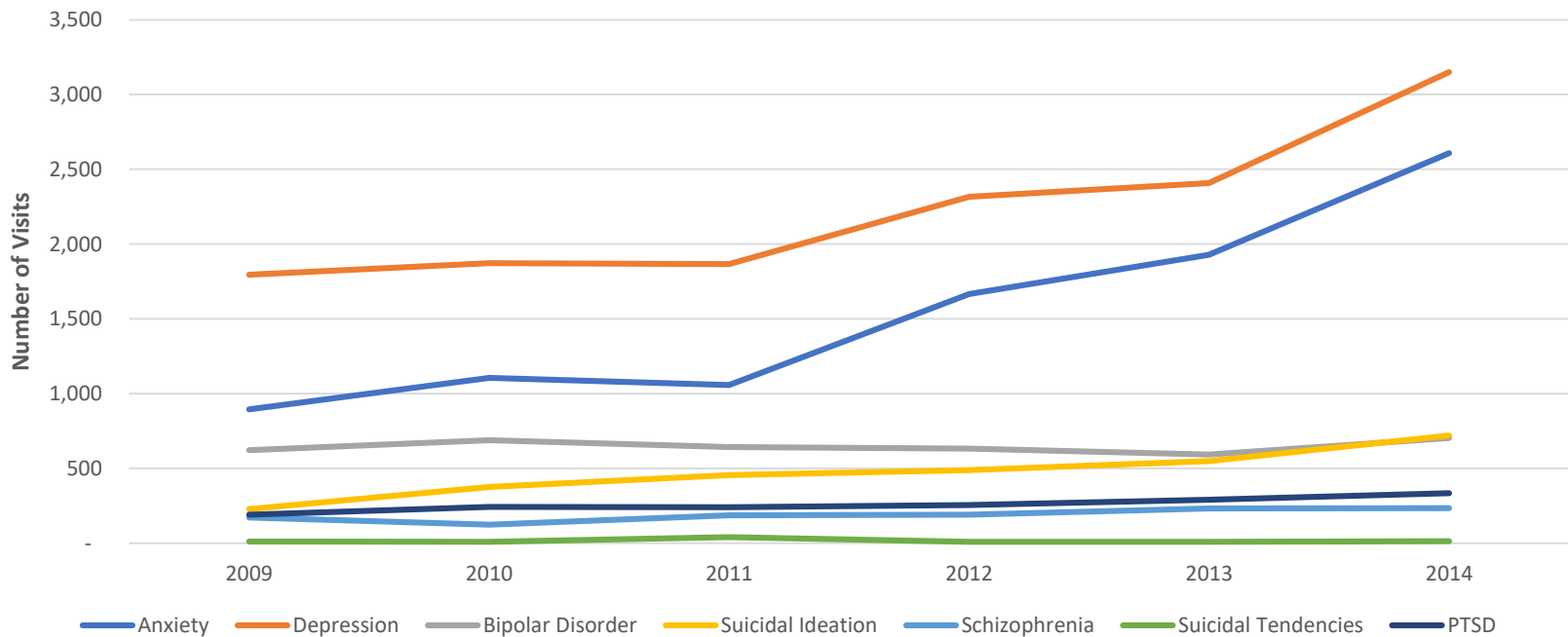
The following ICD-9 codes were used for analysis of mental disorders:

Anxiety: 300.0	Depression: 296.20-296.36, 311
Bipolar Disorder: 296.40-296.89	PTSD: 309.81
Schizophrenia: 295 and V11.0	Suicidal Tendencies: 300.90
Suicidal Ideation: V62.84.	

These data are currently being updated to include 2015-2016 data.

Behavioral Health Data – IP

Rural Counties Inpatient Admissions for Select Mental Health Disorders, 2009-2014.



The following ICD-9 codes were used for analysis of mental disorders:

- | | |
|---------------------------------|--------------------------------|
| Anxiety: 300.0 | Depression: 296.20-296.36, 311 |
| Bipolar Disorder: 296.40-296.89 | PTSD: 309.81 |
| Schizophrenia: 295 and V11.0 | Suicidal Tendencies: 300.90 |
| Suicidal Ideation: V62.84. | |

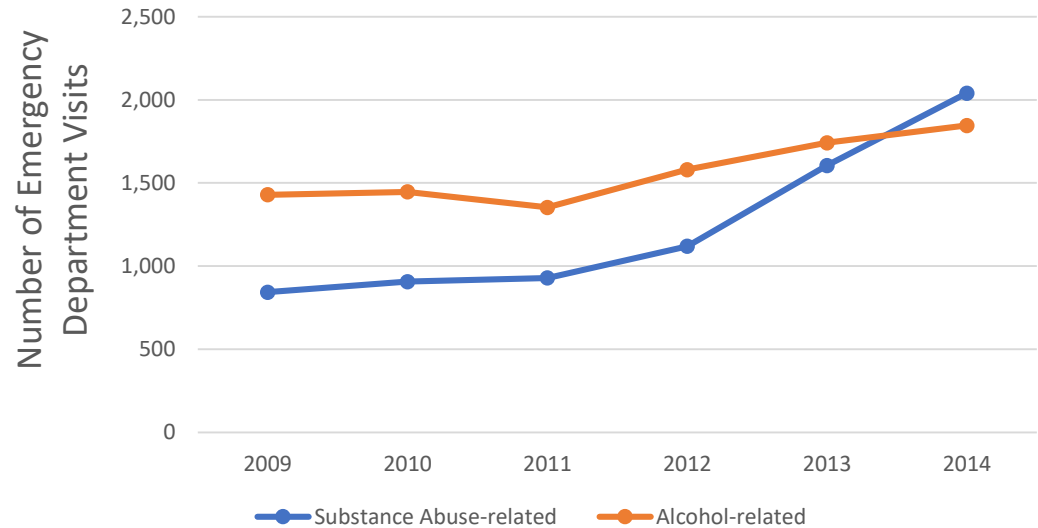
These data are currently being updated to include 2015-2016 data.

Behavioral Health Data – ER

Rural Counties Emergency Room Visits for Alcohol- and Substance-Related Diagnoses, 2009-2014.

The following ICD-9 codes were used for analysis of alcohol-related admissions:

Alcohol-Induced Mental Disorders: 291
 Alcohol Dependence Syndrome: 303
 Nondependent Alcohol Abuse: 305.0
 Alcoholic Polyneuropathy: 357.5
 Alcoholic Cardiomyopathy: 425.5
 Alcohol Gastritis: 535.3
 Chronic Liver Disease (Alcohol Related): 571.0-571.3
 Excessive Blood Level of Alcohol: 790.3
 Toxic Effect of Alcohol: 980
 Accidental Poisoning by Alcohol: E860.



The following ICD-9 codes were used for analysis of substance-related admissions:

Drug-Induced Mental Disorders: 292	Drug Dependence: 304
Nondependent Abuse of Drugs: 305.2-305.9	Poisoning by Analgesics Antipyretics and Antirheumatics: 965
Poisoning by Sedatives and Hypnotics: 967	Poisoning by Other CNS Depressants and Anesthetics: 968
Poisoning by Psychotropic Agents: 969	Poisoning by Central Nervous System Stimulants: 970

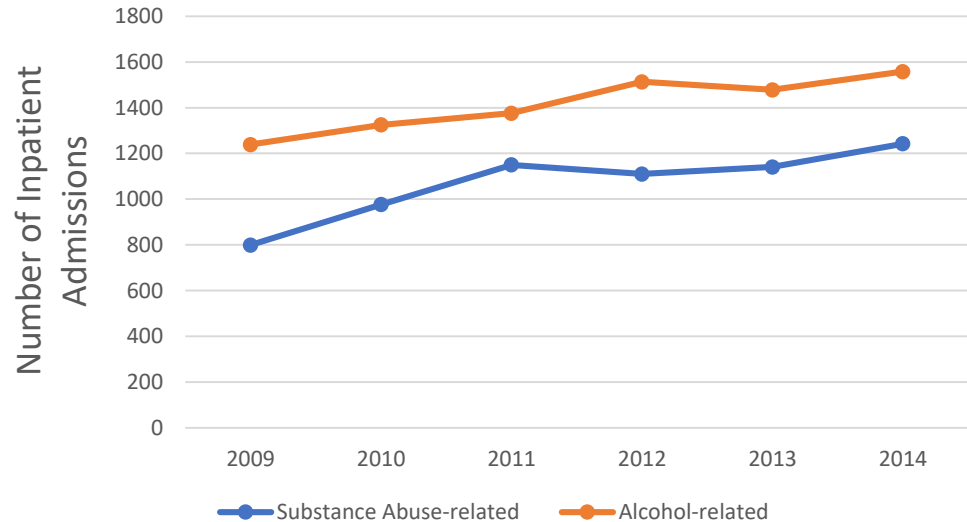
These data are currently being updated to include 2015-2016 data.

Behavioral Health Data – IP

Rural Counties Inpatient Admissions for Alcohol- and Substance-Related Diagnoses, 2009-2014.

The following ICD-9 codes were used for analysis of alcohol-related admissions:

- Alcohol-Induced Mental Disorders: 291
- Alcohol Dependence Syndrome: 303
- Nondependent Alcohol Abuse: 305.0
- Alcoholic Polyneuropathy: 357.5
- Alcoholic Cardiomyopathy: 425.5
- Alcohol Gastritis: 535.3
- Chronic Liver Disease (Alcohol Related): 571.0-571.3
- Excessive Blood Level of Alcohol: 790.3
- Toxic Effect of Alcohol: 980
- Accidental Poisoning by Alcohol: E860.



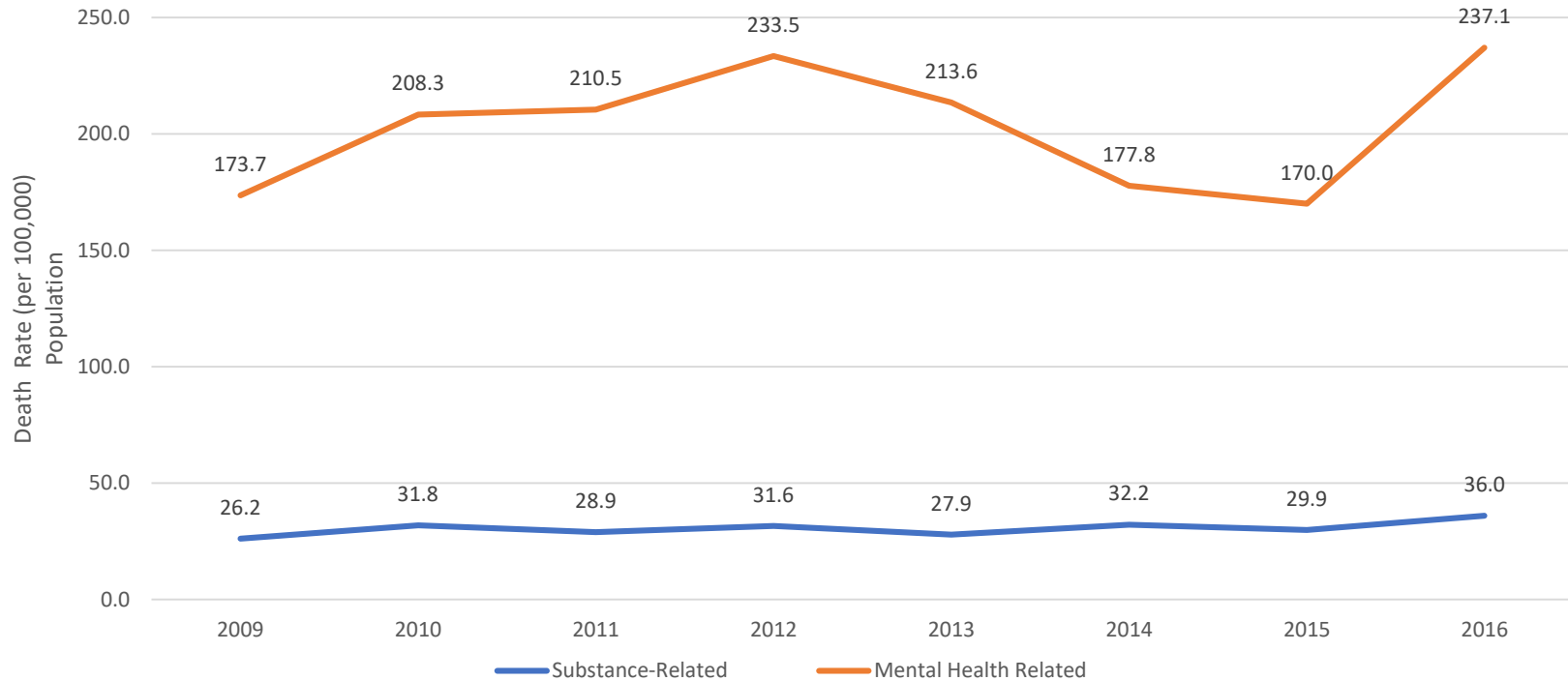
The following ICD-9 codes were used for analysis of substance-related admissions:

- | | |
|---|--|
| Drug-Induced Mental Disorders: 292 | Drug Dependence: 304 |
| Nondependent Abuse of Drugs: 305.2-305.9 | Poisoning by Analgesics Antipyretics and Antirheumatics: 965 |
| Poisoning by Sedatives and Hypnotics: 967 | Poisoning by Other CNS Depressants and Anesthetics: 968 |
| Poisoning by Psychotropic Agents: 969 | Poisoning by Central Nervous System Stimulants: 970 |

These data are currently being updated to include 2015-2016 data.

Behavioral Health Data – Deaths

Rural Counties Mental Health and Substance-Related Deaths, 2009-2016.



* Data are preliminary and are subject to changes.

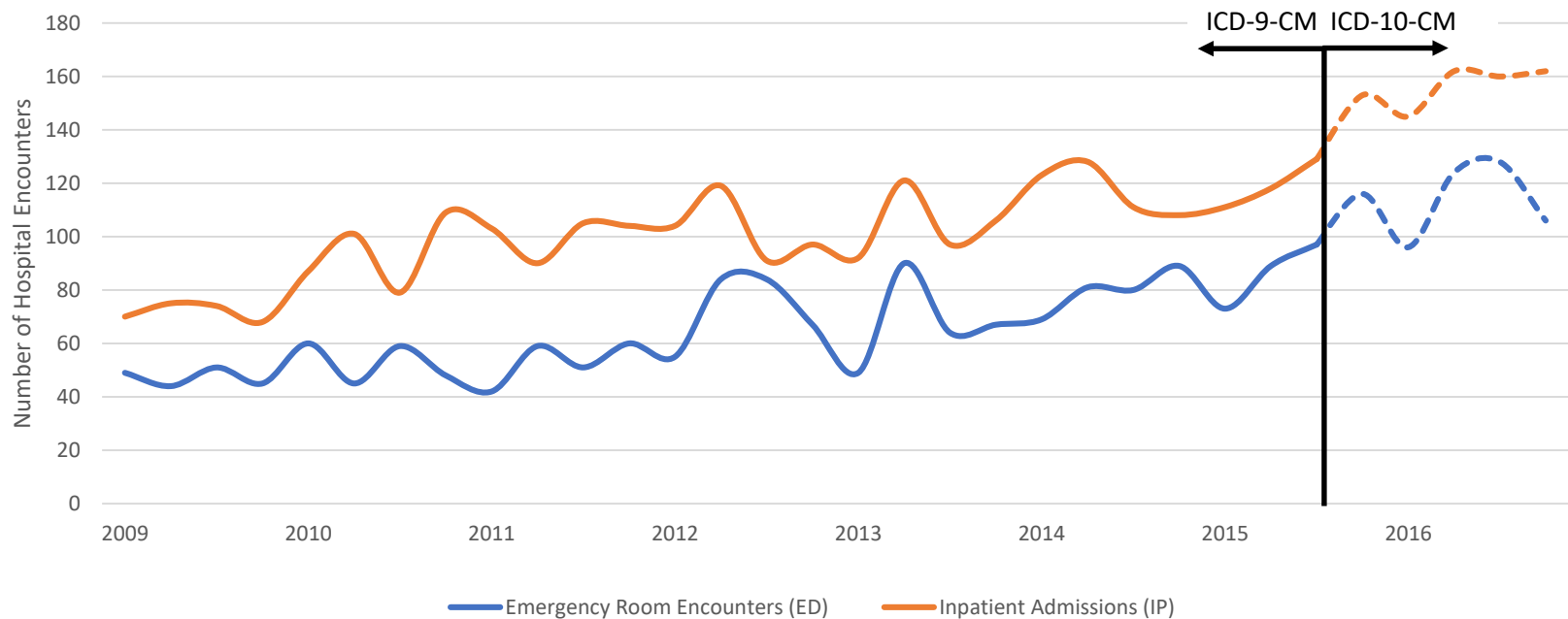
The following ICD-10 codes were used to define Mental Health Related Deaths: F00-F99.

The following ICD-10 codes were used to define Substance-Related Deaths: G312, G621, I426, G721, K292, K70, K860, R78, Y90, Y91, X40-X49, T36-T60, T65, F10, X60-X69, E244, K852, O354, Y10-Y19, P043, Q860, Z721, Z722, R781-R786, F11-F16, F18, X85-X90, O355, D521, P961, T96-T97, Y40-Y59, K711, N141, P044.

These data are currently being updated to include 2015-2016 data.

Behavioral Health Data – ER and IP

Rural Counties Opioid-Related Hospitalizations by Quarter, 2009-2016.



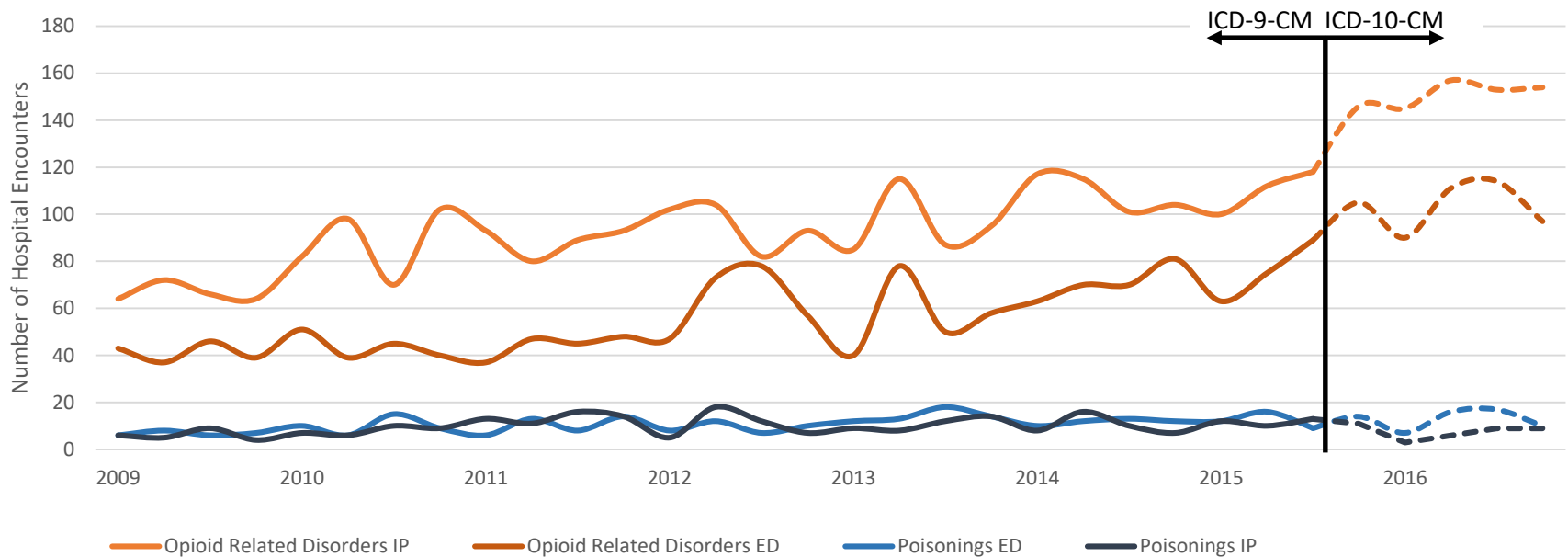
The following ICD Codes are included in these data:

- Opioid Related Disorders (All Diagnosis)
- 304.0 Opioid type dependence ICD-9-CM
- 304.7 Combinations of opioid type drug with any other drug ICD-9-CM
- 305.5 Nondependent opioid abuse ICD-9-CM
- F11 Opioid related disorders ICD-10-CM

- Opiate Poisoning (Principal Diagnosis)
- 965.0 Poisoning by opiates and related narcotics ICD-9-CM
- T40.0 Poisoning by opium ICD-10-CM
- T40.1 Poisoning by heroin ICD-10-CM
- T40.2 Poisoning by other opioids ICD-10-CM
- T40.3 Poisoning by methadone ICD-10-CM
- T40.4 Poisoning by other synthetic narcotics ICD-10-CM
- T40.6 Poisoning by other and unspecified narcotics ICD-10-CM
- All Diagnosis
- E850.0-E850.2 Accidental poisoning by opioids.

Behavioral Health Data – ER and IP

Rural Counties Opioid-Related Hospitalizations by ICD Group and Year, 2009-2016.



The following ICD Codes are included in these data:

Opioid Related Disorders (All Diagnosis)

304.0 Opioid type dependence ICD-9-CM

304.7 Combinations of opioid type drug with any other drug ICD-9-CM

305.5 Nondependent opioid abuse ICD-9-CM

F11 Opioid related disorders ICD-10-CM

Opiate Poisoning (Principal Diagnosis)

965.0 Poisoning by opiates and related narcotics ICD-9-CM

T40.0 Poisoning by opium ICD-10-CM

T40.1 Poisoning by heroin ICD-10-CM

T40.2 Poisoning by other opioids ICD-10-CM

T40.3 Poisoning by methadone ICD-10-CM

T40.4 Poisoning by other synthetic narcotics ICD-10-CM

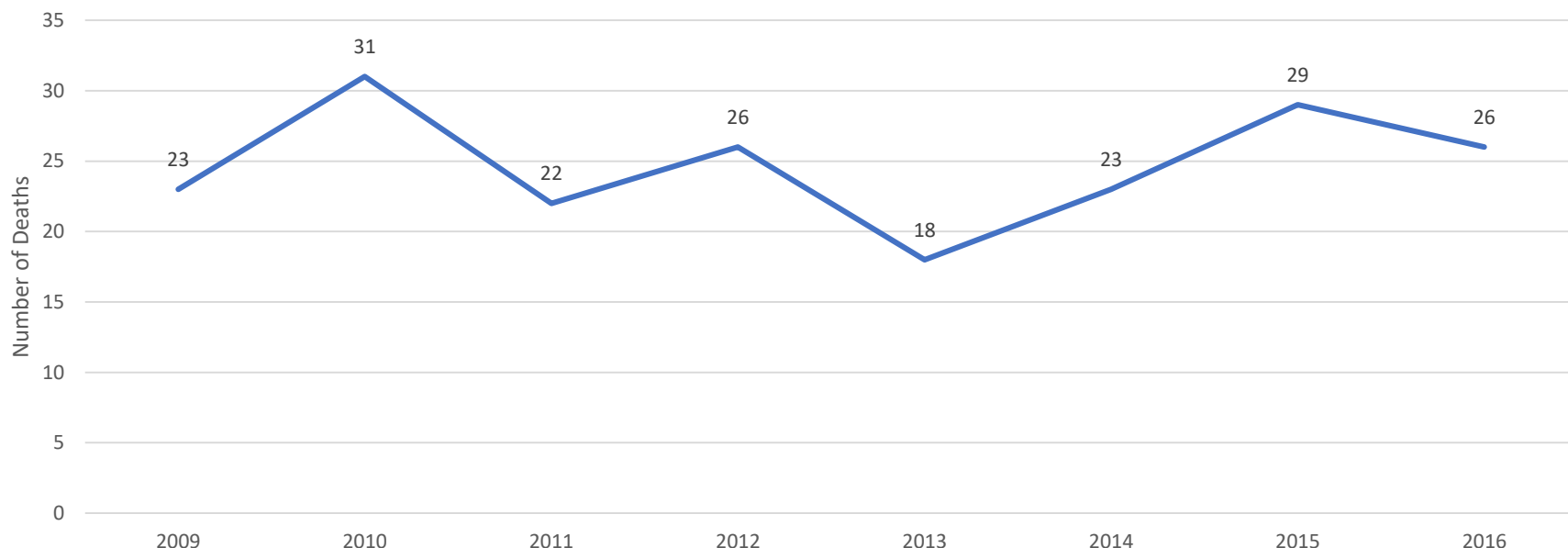
T40.6 Poisoning by other and unspecified narcotics ICD-10-CM

All Diagnosis

E850.0-E850.2 Accidental poisoning by opioids.

Behavioral Health Data – Deaths

Rural Counties Opioid-Related Deaths, 2009-2016.



* Data are preliminary and are subject to changes.

Deaths with any of the following ICD-10 codes as an underlying cause of death were first selected:

- 40-X44 Accidental poisonings by drugs
- X60-X64 Intentional self poisoning by drugs
- X85 Assault by drug poisoning
- Y10-Y14 Drug poisoning of underdetermined intent

The following axis (contributing causes of death) ICD-10 Codes are included in these data:

T40.0 Opium~	T40.1 Heroin
T40.2 Natural and semi-synthetic opioids	T40.3 Methadone
T40.4 Synthetic opioids	T40.6 Other and unspecified opioids

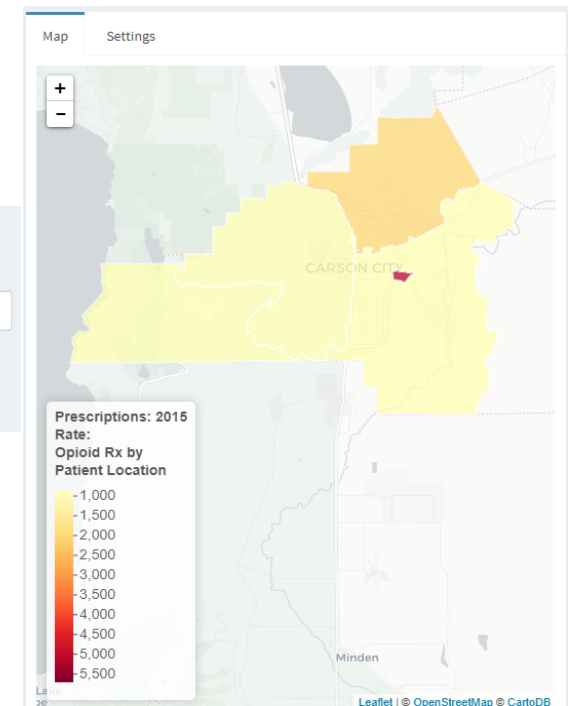
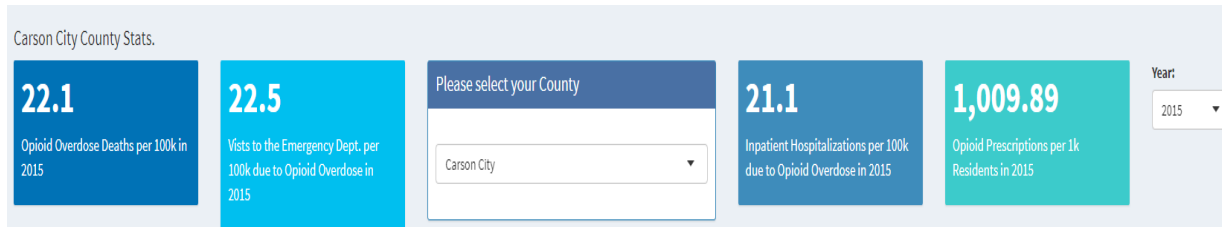
~Opium was included in analysis, since there have been 0 deaths related to opium it is not included in the tables and charts.

Behavioral Health Data

Opioid Dashboard, Nevada, 2011-2015.

A data tool that provides enhanced data visualization and integration of statewide and geographically-specific non-fatal and fatal opioid-involved overdose and opioid prescription data

Web Address: <https://opioid.snhd.org/>



These data are currently being updated to include 2016 data.

Contact Information

Jen Thompson
Behavioral Health Data Manager
Health Program Specialist II

Office of Analytics,
Department of Health and Human Services
jlthompson@health.nv.gov - 775-684-5897

data@dhhs.nv.gov